



# MATH&MOVE

## PRACTICE SHEET

### Semaphore coding



**TOPIC:** Number recognition, coding, and number comparison

**DURATION:** 10-30 mins

**LEVEL:** 2 (ages 8-9)

**PARTICIPANTS:** in pairs, in small groups or as a whole class

**Required material for this activity**

- 1** 2 flags of different colours
- 2** 1 slate per pupil / 1 slate marker
- 3** Paper labels containing numbers less than or equal to 10000
- 4** 1 laminated sheet containing the semaphore alphabet and a space for writing numbers in letters

## INSTRUCTION AND DESCRIPTION OF THE ACTIVITY

**Instruction**

Pick a label containing a number, read the number in your head and write it in letters in the space provided on the plastic sheet with your slate marker. Circle each letter and note their rank. Have the teacher validate the letters you chose and the rank of each letter.

Then portray each letter, one after the other, according to the movement assigned to it in the Semaphore alphabet. Your classmates take turns guessing your assigned number until one of them gets it right.

All pupils note each number which will be found, to classify them at the end of the activity.




- Pick a label with a number then read the number in your head.

MATH&MOVE


1000



- Write the number in letters in the space provided on the laminated sheet.



- On the laminated sheet, circle the semaphore code associated with each letter and note the rank of the letter next to it.
- Then ask the teacher to check whether you've chosen the correct letters.




4

- Code this moving word letter by letter in front of your classmates. (Attention you must mirror code)



5

- Your classmates write the number in letters and in figures on their slate and propose an answer.
- Check the answers proposed by your classmates and pass the baton to the one who gave the correct answer the fastest.
- Each pupils have to note the correct answers on their slate.



FINAL STEP



At the end of the activity, classify numbers according to the instructions given by the teacher.